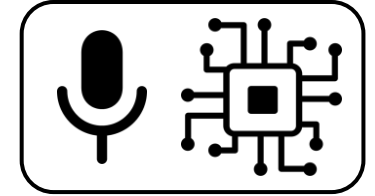

Computational Analysis of Sound and Music

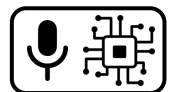


Music Information Retrieval – Rhythmic Analysis

Dr.-Ing. Jakob Abeßer

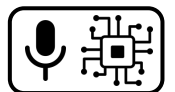
Fraunhofer IDMT

jakob.abesser@idmt.fraunhofer.de



Outline

- **Introduction**
- Traditional Methods
- DL-based Methods



Tempo Detection

Introduction

- Tempo [beats / minute]
 - Frequency with which humans tap along the beat

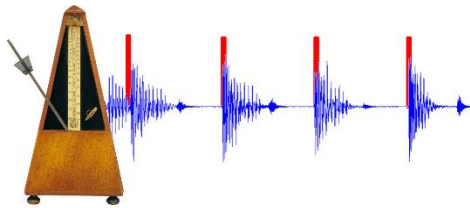


Fig-M1-1

Easy



Aud-M1-1

Harder



Aud-M1-2

- Beat tracking
 - Estimating precise beat positions

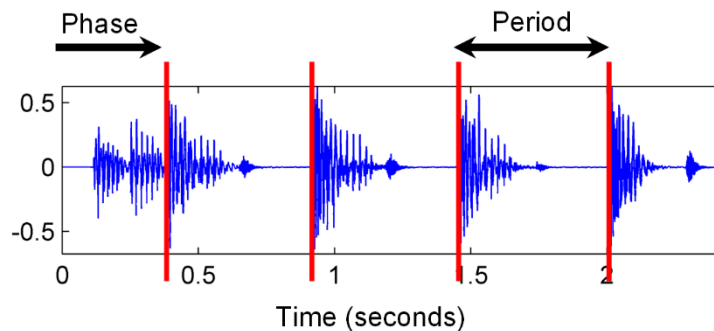

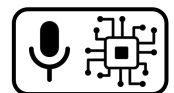


Fig-M1-2



FMP Notebooks



Tempo Detection

Introduction

- Note onsets → note beginning times
 - Clearly defined for plucked string and percussion instruments
 - Ambiguous for wind & brass instruments
- Onset detection
 - Onset detection function
 - Peak picking

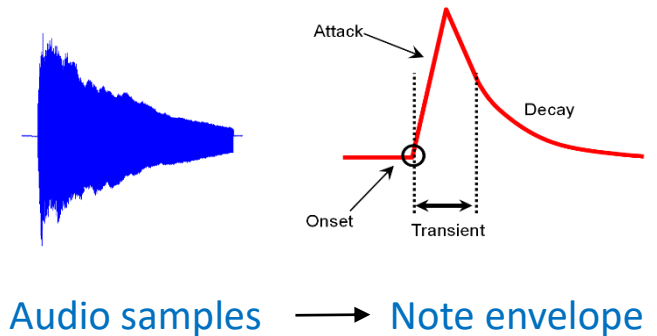


Fig-M1-3

Audio samples



Onset detection function & peaks

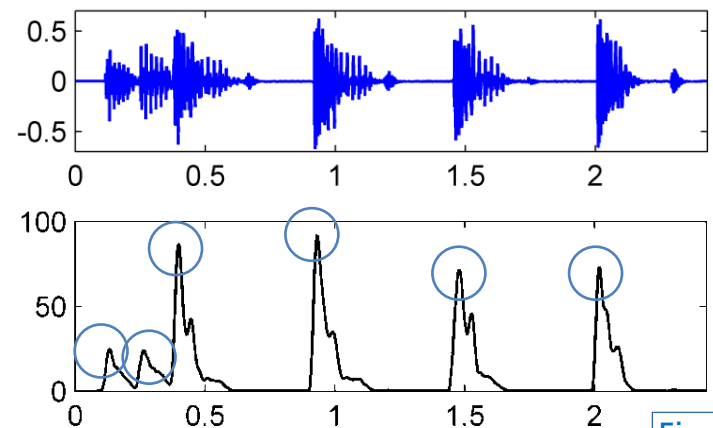
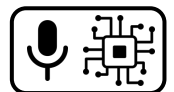
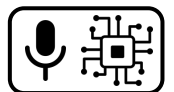


Fig-M1-4



Outline

- Introduction
- **Traditional Methods**
- DL-based Methods



Tempo Detection

Traditional Method

- Predominant local pulse (PLP)
 - Correlation with local (windowed) periodic patterns
- Tempogram [Grosche & Müller, 2011]
 - Local likelihood of different tempo candidates
 - Allows to follow tempo changes (e.g., classical music)



FMP Notebooks

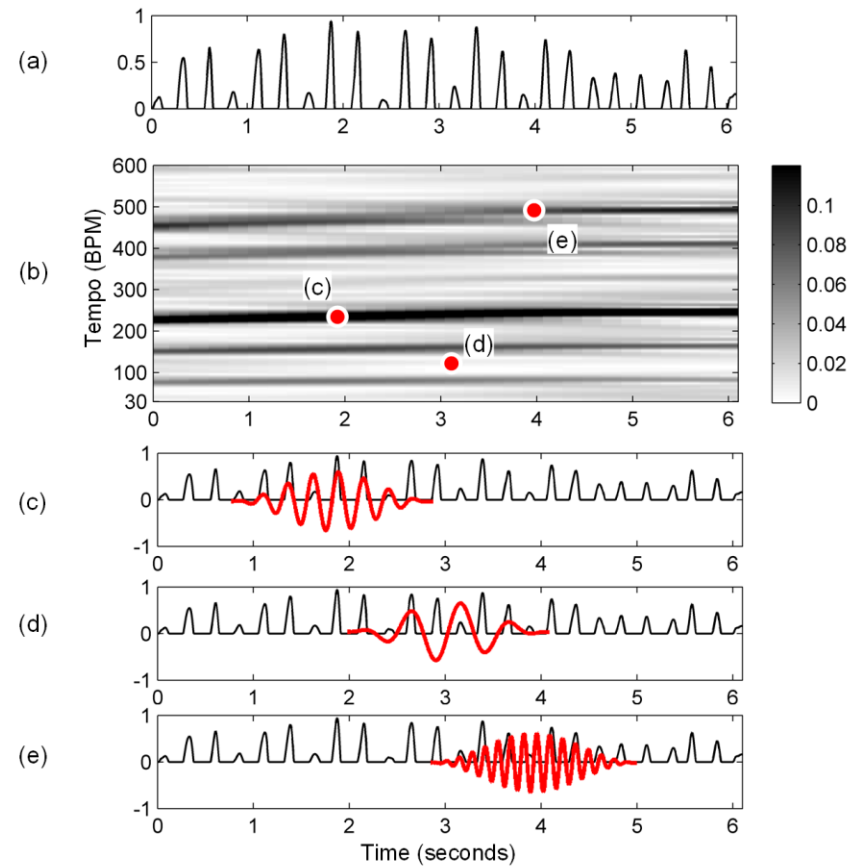
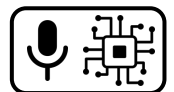
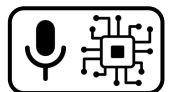


Fig-M1-5



Outline

- Introduction
- Traditional Methods
- **DL-based Methods**



Tempo Detection

DL-based Method

- Approach [Böck et al., 2015]

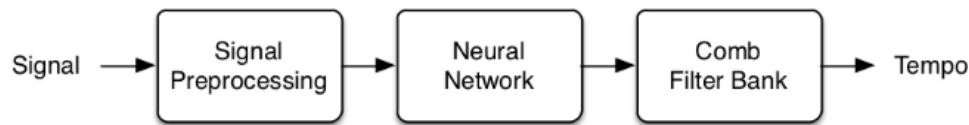
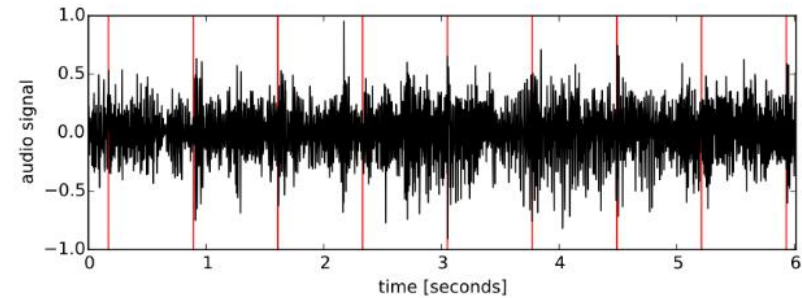
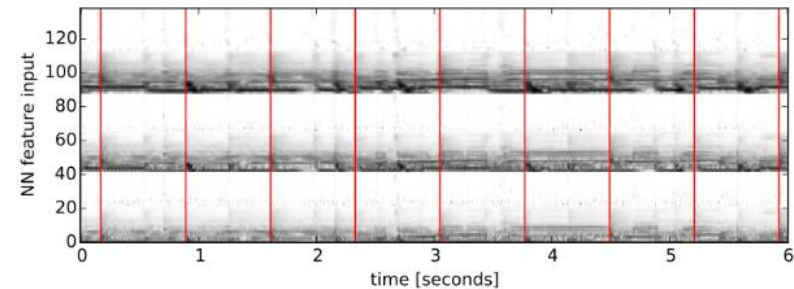


Fig-M1-6

- Signal representation
 - Stacking of 3 STFT magnitude spectrograms (N=1024, 2048, 4096)
 - Log-amplitude & log-frequency

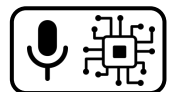


(a) Input audio signal



(b) Input to the neural network

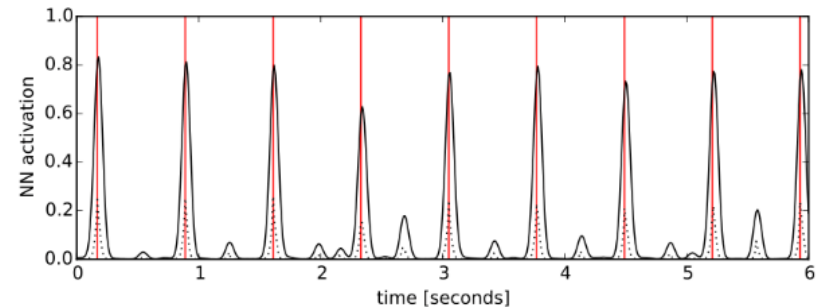
Fig-M1-7



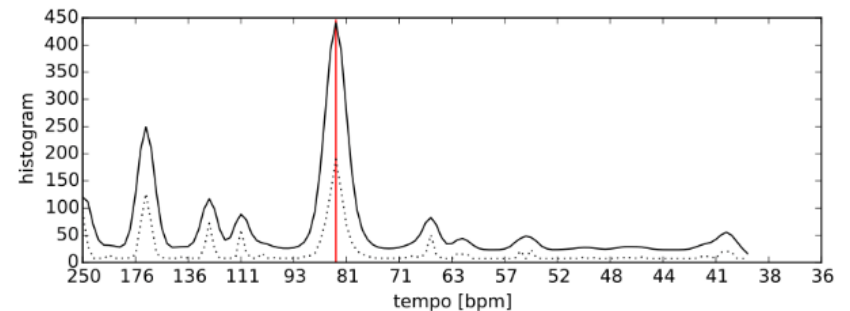
Tempo Detection

DL-based Method

- Neural Network
 - Recurrent (bi-directional LSTM) layer
 - Outputs beat activation function
- Comb filter bank
 - Multiple comb filters → detect periodicities
- Estimate tempo from histogram maximum

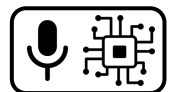


(c) Neural network output (beat activation function)



(f) Weighted histogram with summed maxima

Fig-M1-8



Tempo Detection

DL-based Method

- Approach [Schreiber & Müller, 2018]
 - Sample rate ~ 11 kHz, 40-band mel spectrogram
- Main contributions
 - End-to-end tempo without intermediate novelty function
 - 4 multi-filter modules → compress along frequency & find periodicities
 - Dense layers → tempo classification
 - 256 classes: 30 – 285 bpm

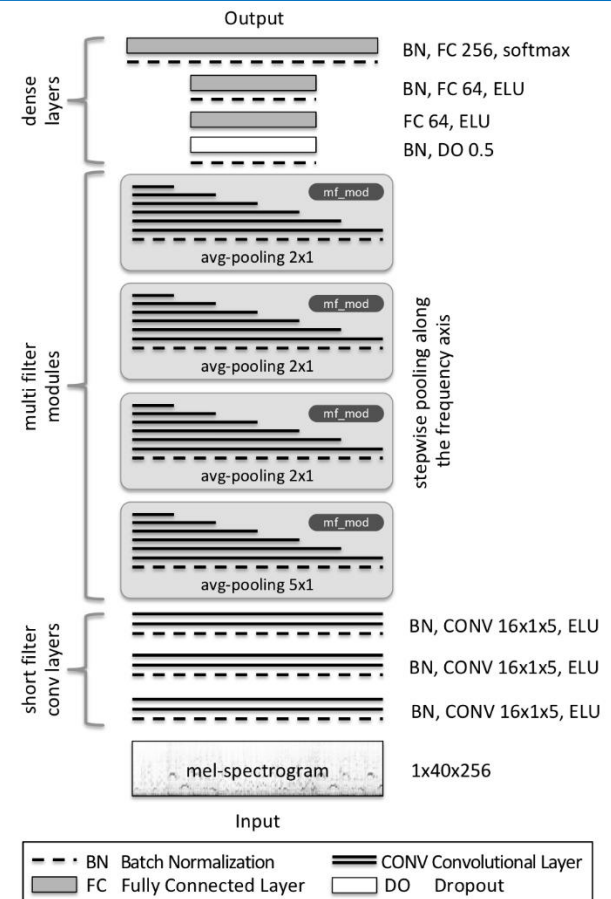
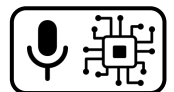


Fig-M1-9



Tempo Detection

DL-based Method

- Temporal Convolutional Networks (TCN) [Davies & Böck, 2019]
 - Use dilated convolution for larger temporal context

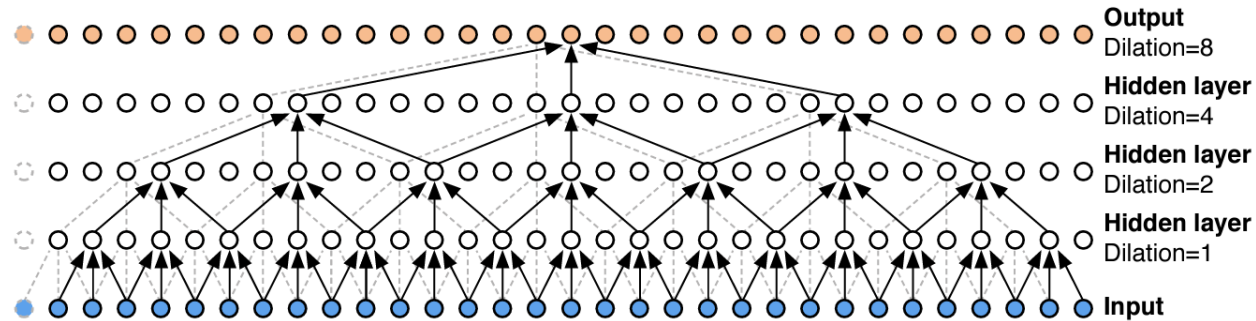
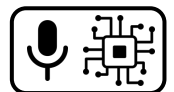


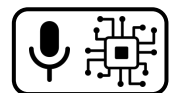
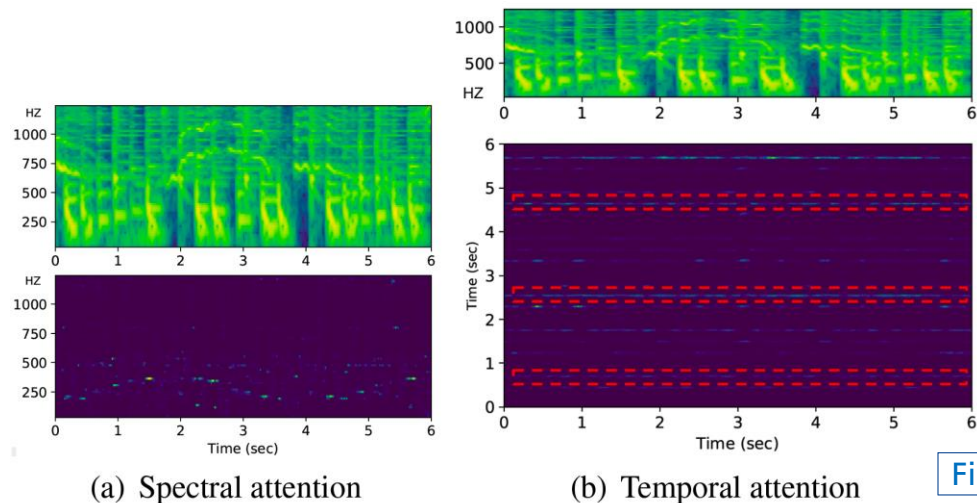
Fig-M1-10



Tempo Detection

DL-based Method

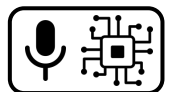
- Transformer Networks [Hung et al., 2022]
 - Joint beat & downbeat tracking
 - Combine TCN & Spectral-Temporal Transformer in Transformer (SpecTNT)
 - Separate encoder allow for separate spectral attention (timbre) & temporal attention (beat / downbeat positions)



Programming session



Fig-A2-13



References

Images

Fig-M1-1: [Müller, 2021], p. 309, chapter 6 (cover image)

Fig-M1-2: [Müller, 2021], p. 310, Fig. 6.1(b)

Fig-M1-3: [Müller, 2021], p. 311, Fig. 6.2

Fig-M1-4: [Müller, 2021], p. 313, Fig. 6.3(a)&(b)

Fig-M1-5: [Grosche & Müller, 2009], p. 2, Fig. 1(e-g) & p. 3, Fig. 2 (a)

Fig-M1-6: [Böck et al., 2015], p. 2, Fig. 1

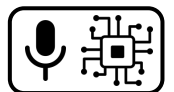
Fig-M1-7: [Böck et al., 2015], p. 3, Fig. 2 (a) & (b)

Fig-M1-8: [Böck et al., 2015], p. 3, Fig. 2 (c) & (f)

Fig-M1-9: [Schreiber & Müller, 2018], p. 3, Fig. 2

Fig-M1-10: [Davies & Böck, 2019], p. 4, Fig. 2

Fig-M1-11: [Hung et al., 2022], p. 403, Fig. 3

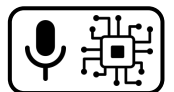


References

Audio

Aud-M1-1: orangefreeso..., "Disco Funky Beat", Website <https://freesound.org/people/orangefreesounds/sounds/257993/>, CC BY 3.0 licence, 2014.

Aud-A2-2: launchnlyrics, "120_D_OrchestraStab.wav", Website <https://freesound.org/people/launchnlyrics/sounds/631756/>, CC BY 4.0 licence, 2022.



References

References

- Böck, S., Krebs, F., & Widmer, G. (2015). Accurate Tempo Estimation Based on Recurrent Neural Networks and Resonating Comb Filters. Proceedings of the International Society for Music Information Retrieval Conference (ISMIR), 625-631. Málaga, Spain.
- Davies, M., & Böck, S. (2019). Temporal convolutional networks for musical audio beat tracking. Proceedings of the 27th European Signal Processing Conference (EUSIPCO), 1-5, A Coruna, Spain.
- Hung, Y. -N. , Wang, J. -C. , Song, X. , Lu, W. -T., & Won, M. (2022) Modeling Beats and Downbeats with a Time-Frequency Transformer. Proceedings of the IEEE International Conference on Acoustics, Speech and Signal Processing (ICASSP), pp. 401-405. Singapore, Singapore.
- Müller, M. (2021). Fundamentals of Music Processing - Using Python and Jupyter Notebooks (2nd ed.). Springer.
- Schreiber, H., & Müller, M. (2018). A Single-Step Approach to Musical Tempo Estimation using a Convolutional Neural Network. Proceedings of the International Society for Music Information Retrieval Conference (ISMIR), 98–105. Paris, France.

